



# Dynamic Youth Award **Climate Action Challenge**

Name:

Date of Birth:

Postcode:

Group/School:

Scottish Candidate Number (if known):



## Planning My Climate Action Challenge

➔ The issue I care about is...

➔ What I want to achieve is...

➔ My role will be to...

➔ The things I will need to do are...

➔ The resources I will need are...

➔ The help I will need from others is...

EXAMPLE



## Planning My Challenge

➔ **My challenge** – Clearly describe your challenge.

My Climate Action Challenge is to...

➔ **My personal targets.** List between 2 and 4 things you will be responsible for doing or that you hope to achieve when working towards your Climate Action Challenge. You will be able to identify these from the previous planning page.

1: I will ...

2: I will ...

3: I will ...

4: I will ...



## Peer Assessment of Your Plan

Show your plan above to a friend/member of your group and ask them to check it against the statements below. When they agree it does, they must tick the boxes, sign and date.

<input type="checkbox"/>	You have clearly described your challenge
<input type="checkbox"/>	Your challenge and targets are suitable for you
<input type="checkbox"/>	You have set yourself at least 2 targets to work towards that are personal to you
<input type="checkbox"/>	Your challenge will take at least 5 hours to complete

Friend name:

Date:





## Award Completion

### → Doing and recording my challenge

**My portfolio of evidence** - The next pages are for you to collect evidence of how you completed your climate action challenge and how you worked towards your personal targets. This will be a record of everything you've done and achieved. This is your portfolio of evidence.


You can add in photos, drawings, writing, receipts, planning sheets, flyers, witness statements, evaluations, questionnaires, newspaper clippings, Tweets, Facebook pages, text and WhatsApp messages, Tik Tok videos or anything else you think might be useful to show what you have done and achieved. It's up to you how you choose to evidence your challenge.

Remember to explain what everything is using 'who, what, when and why' and how it relates to your challenge and personal targets. If you run out of space, please use extra session recording templates.

Make sure you fully complete your session recordings at the time or shortly afterwards, when everything is still fresh in your memory and before any evidence gets lost.

You can find a selection of evidence collection templates free to download on the Youth Scotland website <https://www.youthscotland.org.uk/awards/current-awards-providers/completing-your-award-and-certification/>






EXAMPLE





## Planning my Climate Action Challenge

Add photos, drawings or anything you have from your planning session and explain what you did and if/how this relates to one or more of your personal targets. Don't forget to update your time log.








EXAMPLE



## Working on my Climate Action Challenge

Add photos, drawings or anything you have from working on your challenge and explain what you did and if/how this relates to one or more of your personal targets. Don't forget to update your time log.









EXAMPLE



## Working on my Climate Action Challenge

Add photos, drawings or anything you have from working on your challenge and explain what you did and if/how this relates to one or more of your personal targets. Don't forget to update your time log.



EXAMPLE



## Witness Statement

Ask an adult, youth worker or teacher to tell us how they think you got on in your Climate Action Challenge, how you met your targets and how you took responsibility for your role.

## Award Completion

### Doing and Recording My Challenge

- ➔ **My portfolio** - Create a personal portfolio of evidence to show what you have done for your challenge.
- ➔ **My hours:** I spent  hours working on my challenge.

➔ **My challenge experience** - Clearly describe what actually happened when you completed your challenge.

### Reviewing My Challenge

- ➔ **My responsibility** - Describe the level of responsibility you took by ticking only one of the boxes.

I took part in an activity that others organised

I helped to organise an activity with others

I organised an activity for others on my own

I helped others to learn new skills



## My Personal Development

Has completing your challenge made any difference to you? Tick one box for each statement.

	A LOT	A LITTLE	THE SAME	WORSE
I have a better, more positive, view of myself	<input type="checkbox"/>	<input type="checkbox"/>	<input type="checkbox"/>	<input type="checkbox"/>
I am better at solving problems and making decisions	<input type="checkbox"/>	<input type="checkbox"/>	<input type="checkbox"/>	<input type="checkbox"/>
I am better at working with others to achieve a task	<input type="checkbox"/>	<input type="checkbox"/>	<input type="checkbox"/>	<input type="checkbox"/>
I have better skills in listening and talking	<input type="checkbox"/>	<input type="checkbox"/>	<input type="checkbox"/>	<input type="checkbox"/>
I am better at making friends and trusting others	<input type="checkbox"/>	<input type="checkbox"/>	<input type="checkbox"/>	<input type="checkbox"/>
I feel more valued as a member of my community	<input type="checkbox"/>	<input type="checkbox"/>	<input type="checkbox"/>	<input type="checkbox"/>

Tell us what you enjoyed about the challenge. Was there something you did really well as part of the challenge?

Have you peer assessed others?	YES	NO	Have you completed a Dynamic Youth Award before this one?	YES	NO
--------------------------------	-----	----	---	-----	----

➔ Confirmation this is my own work - "I confirm that all work presented is my own and where I have had help this is noted."

My signature:	Date:
---------------	-------



## Peer Assessment of Your Completed Challenge

Show all your work to a friend/member of your group and ask them to check it against the statements below. When they agree it does, they must tick the boxes, agree and write about your special achievement or unique contribution, sign and date.

There is good evidence to show that you have completed your challenge

There is good evidence to show that you have worked towards all your targets


There is good evidence for the number of challenge hours you have claimed

There is good evidence for the level of responsibility you have claimed

Special achievement or unique contribution statement.

Friend name:

Date:



**Youth Scotland:**

Balfour House, 19 Bonnington Grove, Edinburgh EH6 4BL

**Tel:** 0131 554 2561 **Fax:** 0131 454 3438

**Email:** [office@youthscotland.org.uk](mailto:office@youthscotland.org.uk)

**Twitter:** @youthscotland **Facebook:** fb.com/youthscotland

A company limited by guarantee No: 125456. Scottish Charity No: SC000501. Registered in Scotland.

[www.youthscotland.org.uk](http://www.youthscotland.org.uk)



This award has been  
SCQF credit rated by **SQA**

